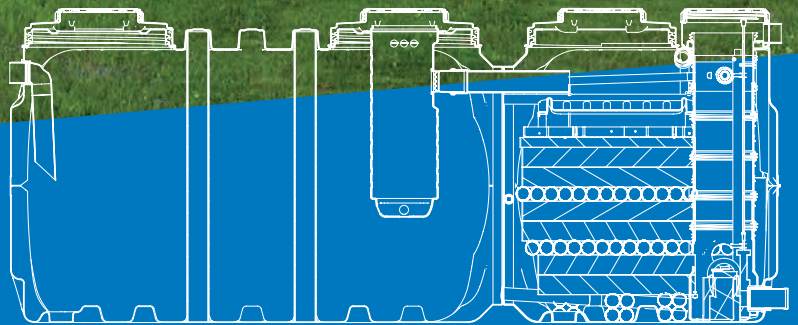




RIKUTEC Group



# RIKUTEC HABITAT

Container Solutions for individual applications in the field of rainwater harvesting, wastewater treatment and liquid energy sources

# RIKUTEC Group



## ABOUT US

The RIKUTEC Group is an innovative and internationally oriented group of companies in the field of blow molding technology. The core competence lies in the production of technical blow molded articles for industry and trade, as well as machine and plant engineering.

In over 30 years, the RIKUTEC Group has evolved from several closely linked company units into a globally known, cutting-edge company: As a leading innovator in the area of machine and blow molding technology as well as a sustainable partner in the production of storage tanks and technical blow molded components.

With more than 260 employees, the growing RIKUTEC Group currently produces at three European locations under the corporate names "RIKUTEC France", "RIKUTEC Iberia" and "RIKUTEC Germany".



# INDEX

## — Wastewater treatment

- 8 Epurbloc | Septic tanks
- 9 Traditional treatment systems
- 12 Infiltration tunnels | Bacterial activators | Treatment accessories
- 13 Grease separators
- 14 Actifiltre
- 18 Actifiltreo
- 20 Acticlever
- 22 Actibloc
- 24 Inspection chambers | Risers | Covers

## — Water

- 28 Aquavario | Aqualentz
- 30 Battery installation 12.000litre I Union Kits
- 31 Accessories for watertanks
- 32 AT 70 Tanks
- 33 AT 112 | AT 122 Tanks
- 34 AT 70 | AT 119 | AT185 Tanks
- 35 AT 204 Tanks
- 36 Use of rainwater
- 37 Rainwater kits | Rainwater management systems
- 38 Rainwater accessories

## — Gasoil

- 40 Confort XT
- 44 Variolentz | Eurolentz

## — Others

- 45 Urea | AdBlue
- 46 Export Tanks: Rikutec 115
- 48 Installation examples



Heating Oil Tanks

Systems for rainwater recuperation









# Wastewater treatment





**RIKUTEC** presents complete solutions for the treatment of wastewater, using the most innovative technologies with equipment made of high density polyethylene, which gives wastewater absolute tightness and impermeability, while providing exceptional chemical and mechanical resistance.



# EPURBLOC



Digester settling tanks manufactured by blown extrusion, in a single piece up to 5,000 liters, and in double wall in our 204 series, with high density polyethylene, which totally guarantees its tightness and impermeability, achieving an exceptional resistance to impacts.

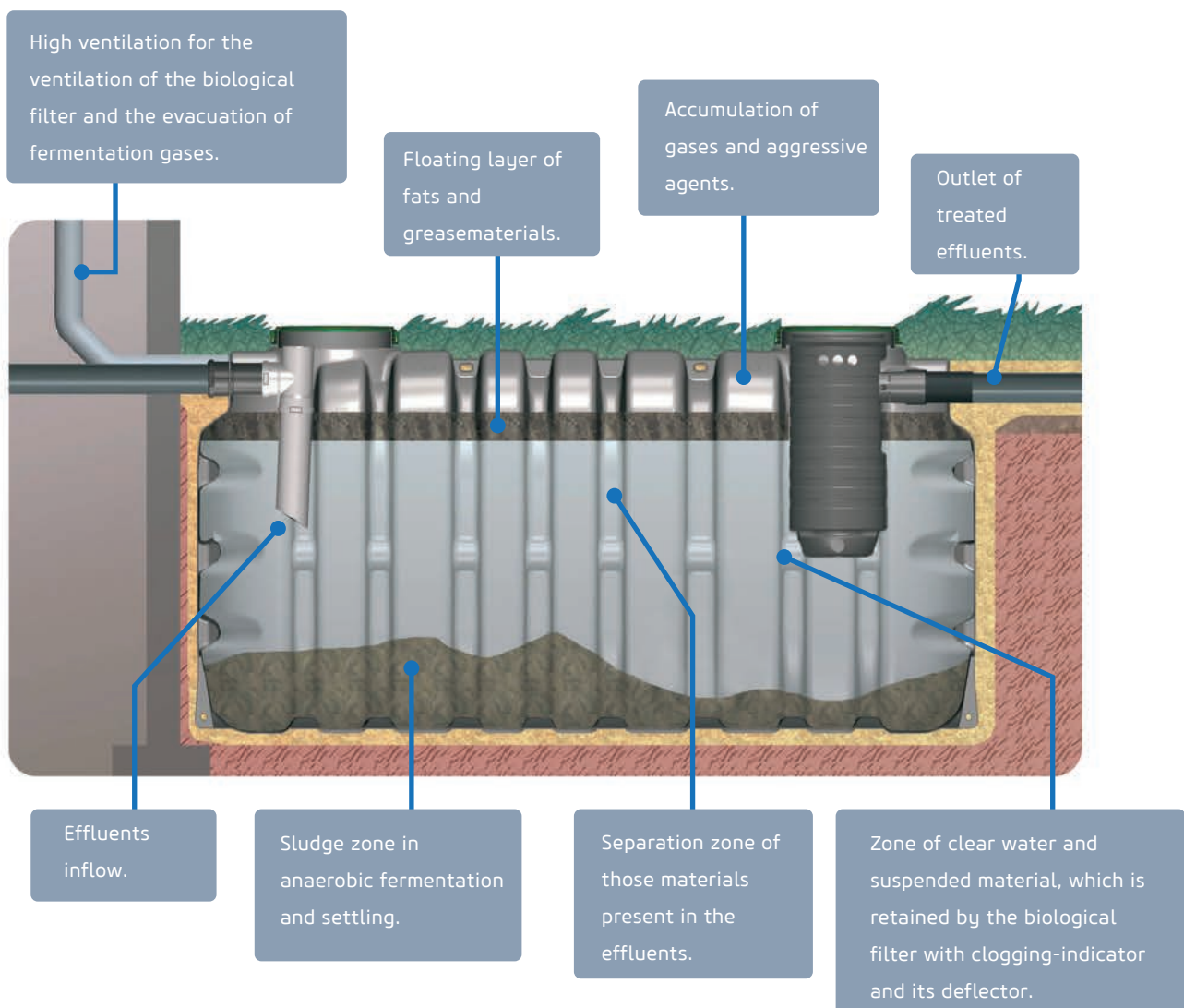
All models are equipped with two Ø 400 manholes for an easy installation and maintenance.

The **Epurbloc** incorporate an integrated biological filter filled with high-performance filtering material into the outlet device.

Also available septic tanks without filter and septic tanks without outlet.

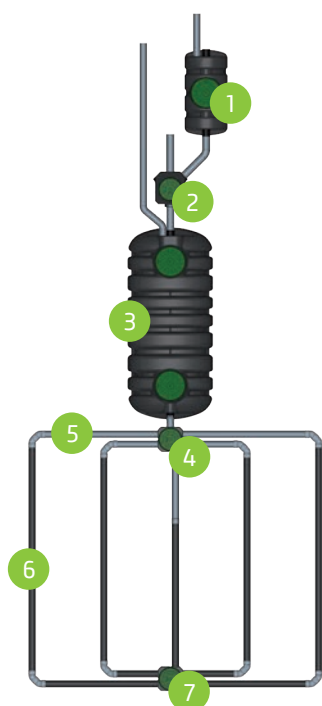
The RIKUTEC Septic Tanks and the Epurbloc comply with the UNE-EN 12566 part 1 standard and have the CE marking, mandatory since December 1, 2005.

## The 8 stages of treatment in an Epurbloc





## Autonomous treatment systems with infiltration to the ground



- |                                |                       |   |
|--------------------------------|-----------------------|---|
| 1 Grease separator (optional). | 5 Distribution tubes. | 8 Geotextile for topsoil-gravel separation. |
| 2 Shallow inspection chamber.  | 6 Drainage pipes.     | 9 Geotextile for sand-topsoil separation.   |
| 3 Epubloc.                     | 7 Closing box.        | 10 High ventilation.                        |
| 4 Distribution box.            |                       |   |

The gray water (kitchen, washing machine, showers, toilets), after passing through the grease separator (optional), are collected in the shallow inspection chamber together with the rest of the building's waters and taken to the Epubloc, in which by means of a device at the inlet, its entry is slowed down, and the agitation and suspension of the solids present is avoided as much as possible.

The effluents undergo a settling of the solids at first and then an anaerobic biological fermentation that produces a partial liquefaction of the sludge, while the possible fats form a floating layer in the upper part. The waters pretreated in the phases of anaerobic digestion and settling are channeled through a biological filter (integrated in the Epubloc) filled with high-performance filtering material.

Finally, the waters coming from the Epubloc are distributed by means of the distribution box between the infiltration ditches. For its execution, once the excavation is done, the bottom of the same is covered with the black geotextile sheet and a thickness of 70 cm of sand and then 35 cm of gravel is spread in which the perforated pipes with a diameter of 110 cm are arranged. Finally, the gravel is coated with the white geotextile sheet, and on it, 20 cm of topsoil.

The infiltration ditches are closed with the closing box whose manhole cover has holes that allow an oxygen supply so as to ensure better outputs in the oxidation of the effluents as they pass through the trenches.

Rainwater should not circulate within the system.



EPURBLOC  
77 1500



EPURBLOC  
122 3000



EPURBLOC  
119 3000



EPURBLOC  
185 5000



EPURBLOC  
185 8000



EPURBLOC  
185 10000



EPURBLOC  
185 25000



EPURBLOC  
204 30000



# EPURBLOC | SEPTIC TANKS | HOLDING TANKS

Model		Epurbloc code	Septic tank code	Holding tank code	Capacity	Weight	Length x width x height	In/out Ø
					liters	Kg	m	mm
FS 77 1000			1311001C	13110019	1.000	42	1,70 x 0,77 x 1,23	110
Epurbloc 77 1500   FS 77 1500		13210080	1311002C	13110029	1.500	64	1,70 x 0,77 x 1,66	110
Epurbloc 119 2000   FS 119 2000	ⒸⒺ	13210060	1311003C	13110039	2.000	92	1,90 x 1,19 x 1,44	110
Epurbloc 122 3000	ⒸⒺ	13210078			3.000	95	2,44 x 1,22 x 1,45	110
Epurbloc 119 3000   FS 119 3000	ⒸⒺ	13210070	1311004C	13110049	3.000	119	2,70 x 1,19 x 1,44	110
Epurbloc 122 4000	ⒸⒺ	13230018			4.000	110	3,15 x 1,22 x 1,45	110
Epurbloc 185 4000   FS 185 4000	ⒸⒺ	13230010	13140010	13140019	4.000	140	2,05 x 1,85 x 1,55	110
Epurbloc 185 5000   FS 185 5000	ⒸⒺ	13230020	13140020	13140029	5.000	160	2,43 x 1,85 x 1,55	110
Epurbloc 185 6000   FS 185 6000	ⒸⒺ	13230060	13140060	13140069	6.000	225	3,13 x 1,85 x 1,55	160
Epurbloc 185 7000   FS 185 7000	ⒸⒺ	13230070	13140070	13140079	7.000	250	3,50 x 1,85 x 1,55	160
Epurbloc 185 8000   FS 185 8000	ⒸⒺ	13230030	13140030	13140039	8.000	280	4,20 x 1,85 x 1,55	160
Epurbloc 185 9000   FS 185 9000	ⒸⒺ	13230040	13140040	13140049	9.000	300	4,58 x 1,85 x 1,55	160
Epurbloc 185 10000   FS 185 10000	ⒸⒺ	13230050	13140050	13140059	10.000	320	4,97 x 1,85 x 1,55	160
Epurbloc 185 15000   FS 185 15000	ⒸⒺ	13230080	13140080	13140089	15.000	480	7,52 x 1,85 x 1,55	160
Epurbloc 185 20000   FS 185 20000	ⒸⒺ	13230090	13140100	13140109	20.000	640	10,06 x 1,85 x 1,55	160
Epurbloc 185 25000   FS 185 25000	ⒸⒺ	13230100	13140110	13140119	25.000	800	12,60 x 1,85 x 1,55	160

Modelo		Septic tank code	Holding tank code	Capacity	Weight	Length x width x height	In/out Ø
				liters	Kg	m	mm
FS 204 12000	ⒸⒺ	13130030	13130039	12.000	755	5,01 x 2,03 x 2,20	160
FS 204 16000	ⒸⒺ	13130040	13130049	16.000	955	6,35 x 2,03 x 2,20	160
FS 204 19000	ⒸⒺ	13130050	13130059	19.000	1.145	7,69 x 2,03 x 2,20	160
FS 204 22000	ⒸⒺ	13130060	13130069	22.000	1.340	9,03 x 2,03 x 2,20	160
FS 204 27000	ⒸⒺ	13130070	13130079	27.000	1.550	10,37 x 2,03 x 2,20	160
FS 204 30000	ⒸⒺ	13130080	13130089	30.000	1.750	11,71 x 2,03 x 2,20	160
FS 204 34000	ⒸⒺ	13130090	13130099	34.000	1.950	13,05 x 2,03 x 2,20	160
FS 204 40000	ⒸⒺ	13130100	13130109	40.000	2.350	15,73 x 2,03 x 2,20	160
FS 204 45000	ⒸⒺ	13130110	13130119	45.000	2.670	17,07 x 2,03 x 2,20	160
FS 204 52000	ⒸⒺ	13130120	13130129	52.000	3.080	19,75 x 2,03 x 2,20	160

## INFILTRATION TUNNEL

Made 100% from recycled Polyethylene. With the function that the rainwater or the treated water will go to the earth by gravity.



Article	Code	Capacity liters	Weight Kg	Infiltration surface m <sup>2</sup>	Length x width x height mm
Infiltration Tunnel Modul	55600301	150	5,00	1,3	1200 x 500 x 360
Infiltration Tunnel Cover	55600302		1,20		435 x 335 x 43





## BACTERIAL ACTIVATORS

Totally harmless biological products based on specific formulations based on enzymes and bacteria. These active agents reduce bad odors, as well as improve the functioning of the Epurbloc and grease separators, in addition to prolonging their maintenance.



Article	Code	Presentation	Description
BIO 7 Choc	53730050	1 bottle	Septic tanks and Epurbloc start-up.
BIO 7 Maintenance	53730060	1 box	Maintenance of septic tanks and Epurbloc.
BIO 7 Fats	53730070	1 box	Maintenance of grease separators.

## TREATMENT ACCESSORIES

Article	Code	Description
	53620270	Ø 110 PVC cylinder filled with activated carbon and designed for installation inside the chimney for ventilation of the treatment equipment.
	consult	Bag of high-performance filtering material. Bags of 170 and 220 balls available.
	53620309	Alarm will trigger if the waterlevel pass the predefined level.
	53620283	Special floater for waste water.



# GREASE SEPARATORS

The grease separators are intended for the removal of grease, detergents and foams from the water coming from kitchens, dishwashers, washing machines, etc.

Fecal waters should never circulate through a grease separator.

Its operation is based on the low specific weight of grease (or detergent foams) that make them float on water.

Delivered with manholes of Ø400 and Ø600.



GREASE SEPARATOR  
77 500



GREASE SEPARATOR  
UNDER THE SINK



GREASE SEPARATOR  
185 5000

Model	Code	Flow rate liter/sec	Capacity liters	Weight Kg	Length x width x height m	Ø Manhole mm	In/out Ø mm
Grease separator under the sink	53620610	0,30	55	10	0,60 x 0,43 x 0,45	Apertura total	50
SG 60 200	13500010	0,5	200	13	1,20 x 0,60 x 0,65	1 x 400	110
SG 77 500	13500020	1	500	27	1,70 x 0,77 x 0,73	2 x 400	110
SG 77 800	13500030	2	800	37	1,70 x 0,77 x 0,98	2 x 400	110
SG 77 1000	13500040	3	1.000	42	1,70 x 0,77 x 1,23	2 x 400	110
SG 119 2500	13500250	6	2.500	92	1,90 x 1,19 x 1,57	1 x 400 + 1 x 600	160
SG 119 3500	13500350	9	3.500	119	2,70 x 1,19 x 1,57	1 x 400 + 1 x 600	160
SG 185 4000	13500400	12	4.000	140	2,05 x 1,85 x 1,62	2 x 600	200
SG 185 5000	13500500	15	5.000	160	2,43 x 1,85 x 1,62	2 x 600	200
SG 185 8000	13500800	24	8.000	280	4,20 x 1,85 x 1,62	2 x 600	200
SG 185 9000	13500900	27	9.000	300	4,58 x 1,85 x 1,62	2 x 600	200
SG 185 10000	13501000	30	10.000	320	4,97 x 1,85 x 1,62	2 x 600	200

grease separators available in higher capacities, please consult.

# ACTIFILTRE

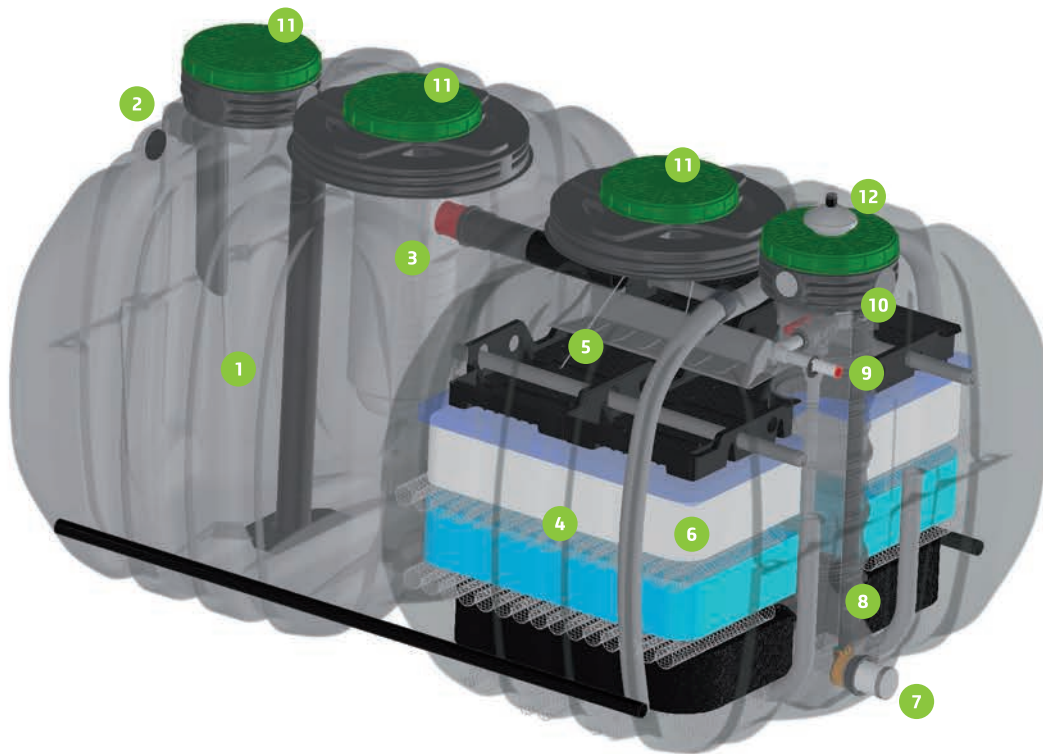
The Actifiltre is a compact system for the treatment of wastewater, consisting of a digester and an aerobic biological filter with an innovative filter material, which achieve an excellent level of treatment without the use of electrical energy.



The Actifiltre range complies with the Standard UNE-EN 12566 part 3. After the tests to obtain the CE marking, the average treatment results are as follows:

	MES	DBO <sub>5</sub>	DQO
% reduction	97%	95%	90%

Outputs obtained in the Actifiltre 185 5000-2500 model, with a daily organic load during the test in the inlet water of 0.44 kg/day of DBO<sub>5</sub>.



- 1 Epurbloc.
- 2 Effluent Inflow.
- 3 Integrated biological prefilter.
- 4 Biological filter.
- 5 Tilting tray for the homogeneous distribution of the water over the filtering material.
- 6 Synthetic filtermaterial.
- 7 Treated water outlet.
- 8 Integrated sampling chamber which allows the connection of a waterpump, in case that a complete cleaning of the filter is necessary.
- 9 Upper outlet (Optional) of treated wastewater. It is necessary to install a pump (Optional).
- 10 Filter closing device for installation and maintenance.
- 11 Waterproof access covers.
- 12 Ventilation for the biological filter.





## THE ADVANTAGES OF ACTIFILTRE



- Autonomous treatment system without the need for electrical energy, optimal for both permanent-use homes and second homes.
- Equipment manufactured by blown extrusion with high density polyethylene, guaranteeing exceptional mechanical resistance.
- The filling of the filtering bed is composed of a succession of layers of new materials with different shapes and densities that allow the setting of a high bacterial population, as well as the circulation of air inside the filter to obtain a high treatment performance.
- As it is a light and compact equipment that requires little excavation volume, the installation is easy and simple and it can be installed in any type of terrain.
- Minimum maintenance, the filtering material does not change over time and, therefore, there is no need to change it.

## Kit bomba

Through the optional installation of a pump kit, made up of a submersible pump and an alarm, there is the possibility of evacuating the water through the upper part of the Actifiltre. The pump is installed inside the Integrated Chamber.

Article	Code	Description
	Verti Nova 200 M	53620288
		<p>Submersible pump specially designed for well systems. download of small dimensions (minimum 20 cm x 20 cm). Suitable for pumping clean water containing solids maximum diameter 5 mm.</p> <p>Integrated float pump. mode selector work: manual or automatic.</p> <p>Equipped with power cable with plug, valve non-return valve and 4-level fitting.</p>
	Level alarm for Actifiltre	13620390
		<p>Level alarm (visual and audible) that warns that it has been exceeded the recommended level of water in the second Actifiltre compartment.</p>

# ACTIFILTRE



ACTIFILTRE  
185 2500-2500



ACTIFILTRE  
185 10000-6000

Model	Code	Population Equivalent	Volume Settling tank	Volume Filter	Weight  Kg	Length x width x height  m	In/out Ø  mm
			liters	liters			
Actifiltre 185 2500-2500	1380E025	5	2.500	2.500	220	2,76 x 1,85 x 1,58	110/110
Actifiltre 185 3500-2500	1380E035	6	3.500	2.500	240	3,13 x 1,85 x 1,58	110/110
Actifiltre 185 5000-2500	1380E050	8	5.000	2.500	290	3,87 x 1,85 x 1,58	110/110
Actifiltre 185 6000-4000	1380E060	12	6.000	4.000	410	5,24 x 1,85 x 1,58	110/110
Actifiltre 185 8000-5000	1380E080	16	8.000	5.000	520	6,70 x 1,85 x 1,58	160/110
Actifiltre 185 10000-6000	1380E100	20	10.000	6.000	620	8,52 x 1,85 x 1,58	160/110



# ACTIFILTRE



ACTIFILTRE  
185 25 EH



ACTIFILTRE  
185 50 EH



Model	Code	Population Equivalent	Volume Settling tank liters	Volume Filter liters	In/out Ø mm	Necessary surface m
Actifiltre 185 25 EH	1380E120	25	12.000	8.000 (2 x 4.000)	160/110	11,70 x 4,35
Actifiltre 185 30 EH	1380E150	30	15.000	10.000 (2 x 5.000)	160/110	13,42 x 4,35
Actifiltre 185 40 EH	1380E200	40	20.000	12.000 (3 x 4.000)	160/110	15,00 x 6,31
Actifiltre 185 50 EH	1380E250	50	25.000	15.000 (3 x 5.000)	160/110	18,98 x 6,31

# ACTIFILTREO



Combined system for wastewater treatment and rainwater harvesting

The **Actifiltreo** is designed to provide a compact solution, combining in the same equipment the **Actifiltre** wastewater treatment system and tank for rainwater harvesting.

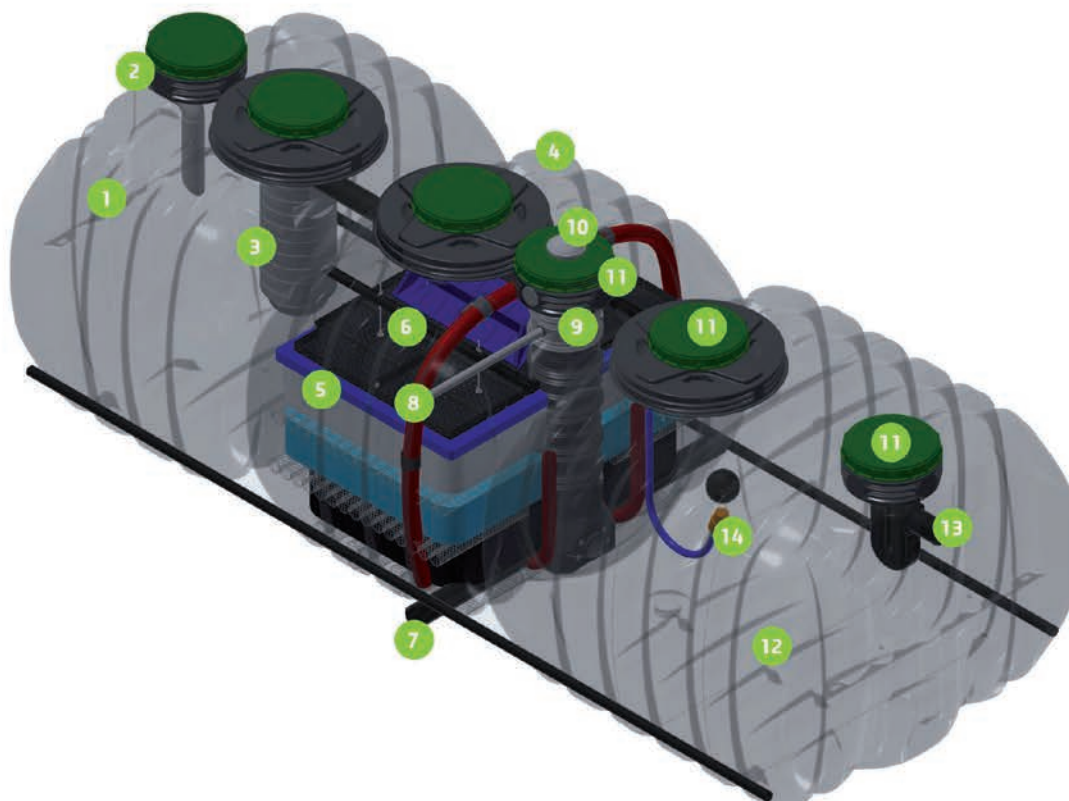
The **Actifiltreo** is composed by:

- First chamber is the EPURBLOC for the pretreatment with the prebiological filter.
- Second chamber with the biological filter for the secondary treatment.
- Third chamber not connected to the other ones for the collection of the rainwater.

The Actifiltre complies with Standard UNE-EN 12566 part 3. CE compliance includes mean treatment results as follows:

	MES	DBO <sub>5</sub>	DQO
% reduction	97%	95%	90%

Outputs obtained in the Actifiltre 185 5000-2500 model, with a daily organic load during the test in the inlet water of 0.44 kg/day of BOD<sub>5</sub>.



- |  |                                      |
|--|--------------------------------------|
| 1 Decanter-digester: Epurbloc  | 8 Upper outlet for the treated water |
| 2 Effluents Inflow   | 9 Integrated sample and pump box     |
| 3 Integrated biological prefilter  | 10 Aireation                         |
| 4 Biological filter  | 11 Access cover                      |
| 5 Synthetic filtermaterial   | 12 Tank for rainwater harvesting     |
| 6 Tilting tray for the homogenous distribution of the water over the filter material | 13 Outlet siphon                     |
| 7 Bottom outlet for the treated water  | 14 Suction float                     |



## THE ADVANTEGES OF THE ACTIFILTREO



- Space saving in the excavation of the land.
- Easy to install.
- Minimum maintainance.
- Autonomous treatment system without the need of ectricity.



ACTIFILTREO  
185 5 EH 4000



ACTIFILTREO  
185 8 EH 5000

Model	Code	Population Equivalent	Volume Settling tank liters	Volume Filter liters	Volume Rainwater liters	Weight kg	Length x width x height m
ACTIFILTREO® 185 5EH/4000	1385E025	5	2.500	2.500	4.000	550	4,79 x 1,85 x 1,51
ACTIFILTREO® 185 6EH/4000	1385E035	6	3.500	2.500	4.000	570	5,14 x 1,85 x 1,51
ACTIFILTREO® 185 8EH/5000	1385E050	8	5.000	2.500	5.000	700	6,45 x 1,85 x 1,51

# ACTICLEVER



The **Acticlever** is a compact wastewater treatment plant that works according to the SBR principle (Sequencing batch reactor) using a separate pre-treatment section to mechanically hold back solids and afterwards a biological aeration and settling tank. The floating microorganisms (activated sludge) remove contaminants from wastewater by converting them into biomass.

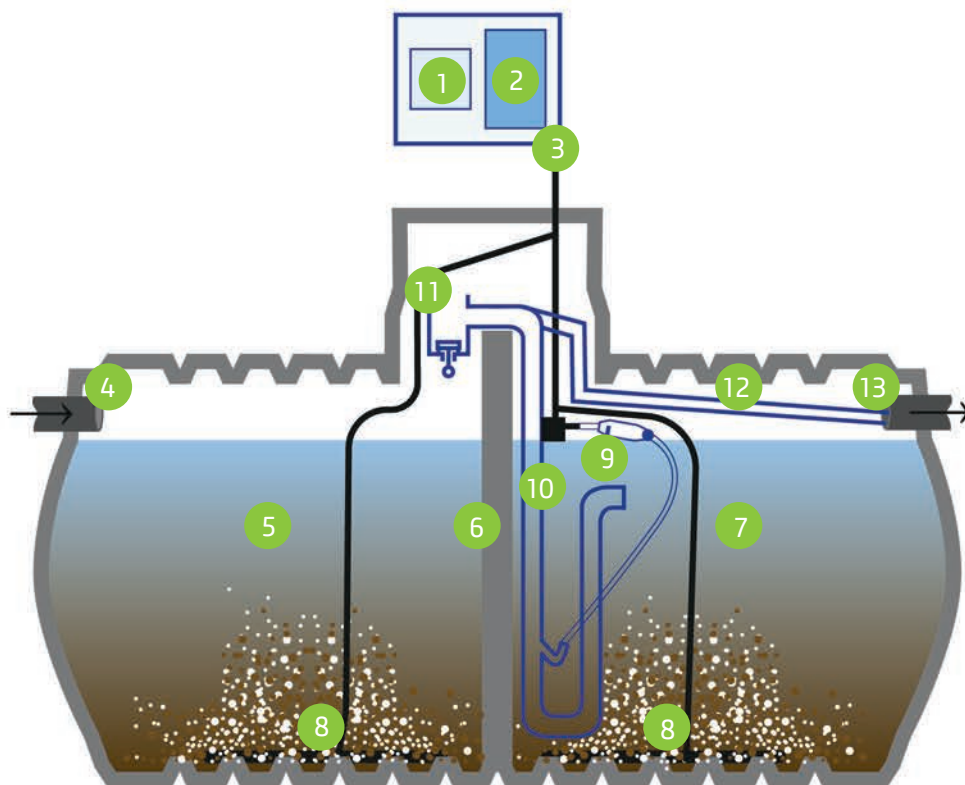
With the **Acticlever** technology, the ventilation is also carried out in the first compartment. This offers several advantages, such as the reduction of the sludge volume or the formation of digestion gases through the oxygen supplied.

The design of the **Acticlever**, in addition to suppressing electromechanical elements inside the tank, avoids the use of solenoid valves, offering a simple system that is easy to use and service.



The Acticlever range complies with the Standard UNE-EN 12566 part 3. After the tests carried out to obtain the CE marking, the mean treatment results obtained therein are the following:

	MES	DBO <sub>5</sub>	DQO
% reduction	92%	93%	90%



- |   |                            |
|---|----------------------------|
| 1 Automatic controller                  | 8 Tube aerators            |
| 2 Diaphragm compressor                  | 9 Mechanical float valve   |
| 3 Air hose                              | 10 Airlift                 |
| 4 Inlet                                 | 11 Inertia tank            |
| 5 Primary treatment                     | 12 Pipe with treated water |
| 6 Water inlet to the SBR treatment tank | 13 Outlet                  |
| 7 SBR treatment                         |                            |

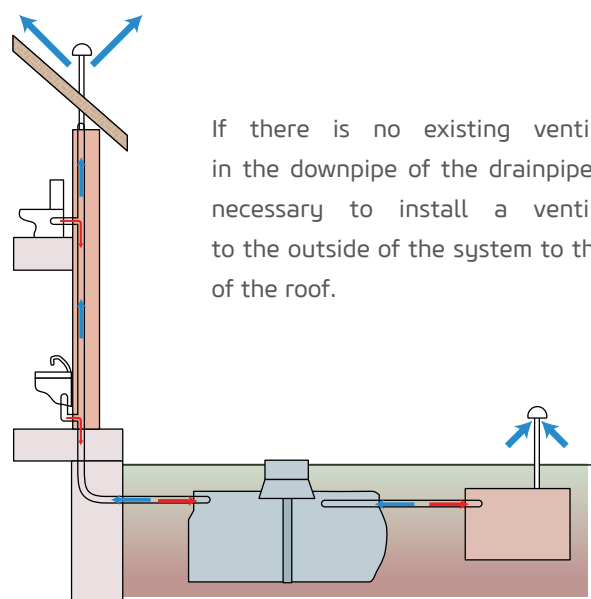


## THE ADVANTAGES OF ACTICLEVER

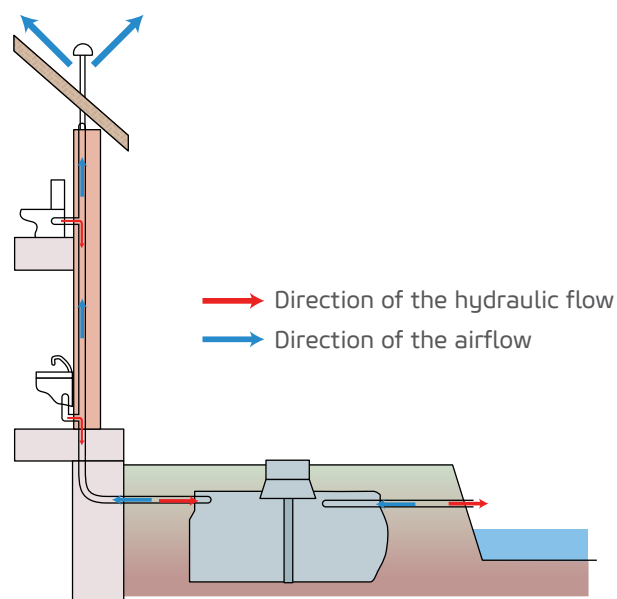
- Made of high density polyethylene by blown extrusion.
- Without solenoid valves.
- SBR technology.
- Simple operation, plug and play solution.
- Excellent treatment performance.
- Low power consumption.
- Compact design that requires minimal space.
- A single manhole.
- All accessories are included.



ACTICLEVER  
122 2000



If there is no existing ventilation in the downpipe of the drainpipe, it is necessary to install a ventilation to the outside of the system to the top of the roof.



Model	Code	Population Equivalent	Volume liters	Height (with riser) m	Weight m	Length m	Peso Kg
Acticlever 122 2000	13900200	6	2000	1,65	1,22	1,68	140
Acticlever 122 4000	13900400	12	4000	1,65	1,22	3,18	210

# ACTIBLOC

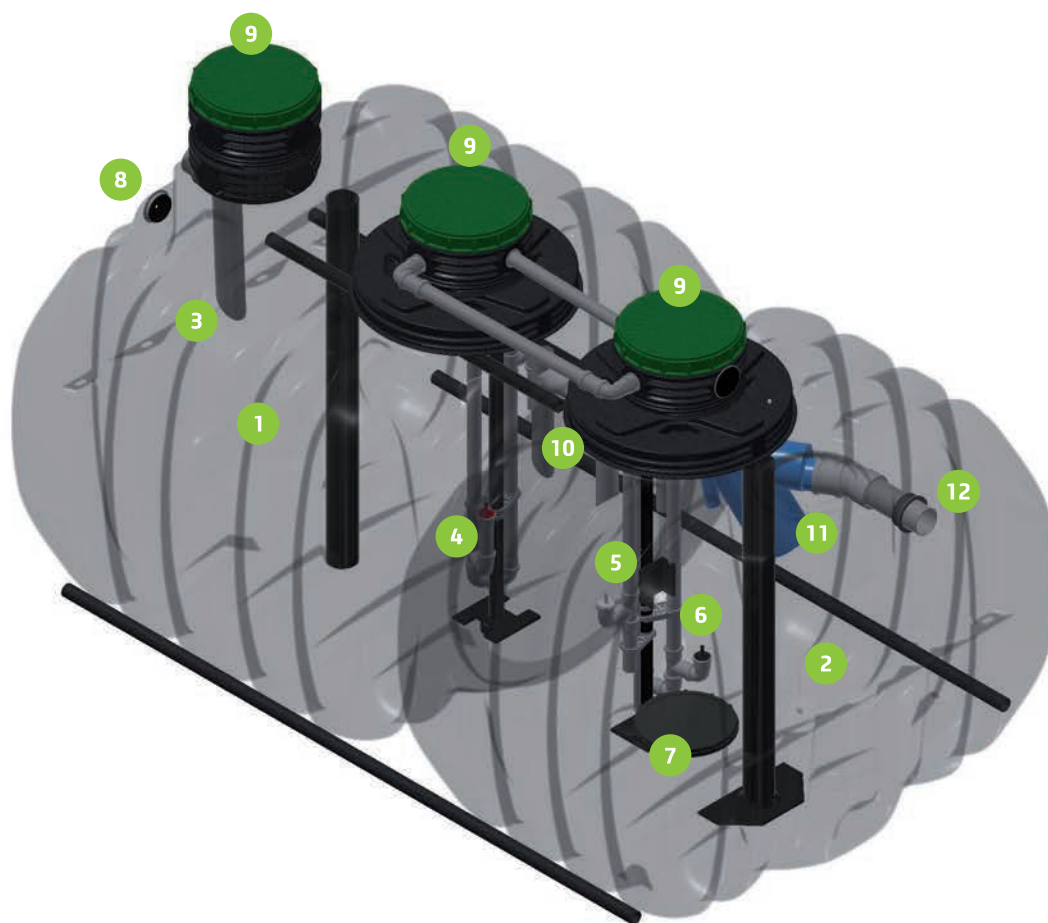


The Actibloc range is composed of activated sludge stations for the treatment of urban wastewater, being the ideal solution for any user who needs to perform a discharge with unmatched performance levels.

The Actibloc micro-stations are made of high density polyethylene and use SBR (Sequential Biological Reactor) technology without any electrical or mechanical device inside the equipment.

The Actibloc range complies with the Standard UNE-EN 12566 part 3. After the tests carried out to obtain the CE marking, the mean treatment results obtained therein are the following:

	MES	DBO <sub>5</sub>	DQO
Inlet value (mg/l)	350,0	300,0	698,0
% reduction	97,0%	97,8%	92,4%
Output value (mg/l)	10,5	6,6	53,0



- 1 Decanter and absorber of hydraulic peaks
- 2 Sequencing batch reactor (SBR)
- 3 Retarder device
- 4 Programmed supply of pretreated water
- 5 Aspiration of treated and decanted water
- 6 Recirculation of the activated sludge to the decanter

- 7 Membran blower
- 8 Effluent inflow
- 9 Waterproof access covers
- 10 By-pass for security
- 11 Sampling chamber
- 12 Treated water outlet



## THE ADVANTAGES OF ACTIBLOC



- Very high treatment performance.
- Unbeatable flexibility in case of fluctuations in flow and concentration.
- Reduced installation area.
- No electrical or mechanical device inside the equipment.
- Minimum maintenance
- Very low power consumption.
- Microprocessor control system.
- Very quiet operation.
- Control cabinet included in the price.
- Commissioning under the supervision of a **RIKUTEC** specialist.



ACTIBLOC  
185 25-25






ACTIBLOC  
185 90-90

Model	Code	Population Equivalent	Volume Settling tank liters	Volume Reactor liters	Weight Kg	Length x width x height m	In/out Ø mm
Actibloc 185 25-25	1370E004	4	2.500	2.500	200	2,77 x 1,80 x 1,75	110
Actibloc 185 35-25	1370E006	6	3.500	2.500	225	3,14 x 1,80 x 1,75	110
Actibloc 185 35-35	1370E008	8	3.500	3.500	250	3,50 x 1,80 x 1,75	110
Actibloc 185 40-40	1370E010	10	4.000	4.000	294	4,20 x 1,80 x 1,75	110
Actibloc 185 50-50	1370E012	12	5.000	5.000	336	4,97 x 1,80 x 1,75	110
Actibloc 185 60-60	1370E014	14	6.000	6.000	450	3,14 x 3,90 x 1,75	160
Actibloc 185 70-70	1370E016	16	7.000	7.000	500	3,50 x 3,90 x 1,75	160
Actibloc 185 80-80	1370E018	18	8.000	8.000	588	4,20 x 3,90 x 1,75	160
Actibloc 185 90-90	1370E020	20	9.000	9.000	630	4,58 x 3,90 x 1,75	160








Other capacities of Actibloc available, please consult.

# INSPECTION CHAMBERS AND RISERS

	Article	Code	Description
	Shallow inspection chamber	5361003F	Shallow inspection chamber with a Ø of 300 mm adjustable to five heights from 270 to 450 mm. It has three high inlets and a low outlet. Removable access cover..
	Distribution box	13810010	Distribution box with a Ø of 300 mm adjustable to five heights from 270 to 450 mm. It has a high inlet and six low outlets. Removable access cover.
	Closing box	13810020	Closing box with a Ø of 300 mm adjustable to four heights from 270 to 450 mm. It has three low inlets. Removable perforated access cover.
	Riser for inspection chamber 250	53620010	Risers for inspection chamber adjustable to a height of Ø 300 mm. Available in heights of 250, 500 and 750 mm.
	Riser for inspection chamber 500	53620020	
	Riser for inspection chamber 750	53620050	
	In-Line Siphon 110	53720030	In-Line siphon with Ø110 conection in PVC. Two registration covers included



# RISER AND COVERS

	Article	Code	Description
	REHC 400 riser	13820010	Riser made of polyethylene adaptable to all models of pits and tanks to bury with a Ø 400 manhole. They can be joined together to achieve higher heights. Diameter: 400 mm Height: 200 mm.
	REHC 600/580 riser	53620080	Riser made of polyethylene adaptable to all the models of pits and deposits to bury with a Ø 600 manhole. Diameter: 600mm. Height: 580mm
	REHC 600/250 riser	53620120	Riser made of polyethylene adaptable to all the models of pits and deposits to bury with a Ø 600 manhole. Diameter: 600mm. Height: 250mm
	REHC 600/300 riser	53620110	Riser made of polyethylene adaptable to the REHC 600/580 riser to increase its height. They can be joined together (and with the REHC 600/150 riser) to achieve higher heights. Diameter: 600 mm Height: 300 mm.
	REHC 600/150 riser	53620070	Riser made of polyethylene adaptable to the REHC 600/580 riser to increase its height. They can be joined together (and with the REHC 600/300 riser) to achieve higher heights. Diameter: 600 mm Height: 150 mm.
	Access cover 400	03300755	Access lid valid for all tanks with Ø 400 mouth.
	Access cover 600	53620100	Access lid valid for REHC 600/580 extensions and REHC 600/250.



# Water





RIKUTEC presents a complete range of water tanks, both in above-ground and underground version, made of high density polyethylene, suitable for the most diverse applications:

- Tanks for pressure groups.
- Water storage for fire networks.
- Collection and use of rainwater.
- Agricultural and livestock use.



# AQUAVARIO | AQUALENTZ

## Surface water storage tanks.

Tanks for the aboveground storage of water, manufactured in one piece in high density polyethylene by blown extrusion, which totally guarantees its tightness and impermeability.

The pigmentation in green color makes them resistant to UV radiation, highly opaque to prevent the formation of algae inside, being able to install outside perfectly integrated into the environment.

The design is optimized for its possible installation in battery, being able to make large capacity facilities with a very low cost, adapting to any type of need.

They are equipped with a Ø 400 mm manhole for easy installation and maintenance; and lower outlet of 2" BSP (M) in brass.





All tanks from the **Aquavario** and **Aqualentz** ranges provides a new functionality of great importance for the sector since it reduces the risks of contamination by microorganisms against other tanks without this property.

The antimicrobial activity has been demonstrated according to JIS Z 2801: 2010, Antimicrobial products; test for antimicrobial activity and efficacy. The results are very positive with an important antibacterial action, and its effectiveness against *Legionella pneumophila* has also been demonstrated.



**AQUAVARIO**  
78 750



**AQUALENTZ**  
73 1000



**AQUALENTZ**  
88 3000

Model	Code	Capacity liters	Weight Kg	Length x width x height m
Aquavario 78 500	1560001A	500	21	0,78 x 0,78 x 1,10
Aquavario 78 750	1560002A	750	28	0,78 x 0,78 x 1,49
Aquavario 78 1000	1560003A	1.000	40	0,78 x 0,78 x 2,00
Aqualentz 66 700	1570002E	700	27	1,19 x 0,66 x 1,24
Aqualentz 66 1000	1510002E	1.000	39	1,19 x 0,66 x 1,81
Aqualentz 73 1000	1510002C	1.000	47	1,16 x 0,73 x 1,67
Aqualentz 88 2000	1520005M	2.000	82	1,64 x 0,88 x 1,80
Aqualentz 88 3000	1530005M	3.000	114	2,35 x 0,88 x 1,80



# BATTERY SETS 12.000 LITERS

The Aqualentz 88 3000 tank is a benchmark in pressure group installations in fire-fighting systems.

It is normally installed in batteries with four tanks, to achieve a storage volume of 12.000 litres.

RIKUTEC Iberia offers different connection possibilities for 4 Aqualentz 88 3000 tanks to make batteries of 12.000 litres.

Modelo	Código	Capacidad litros	Largo x Ancho x Alto m
Set 4 Aqualentz 88 3000 + connection kit Ø 63	1530005K	12000	2,50 x 3,90 x 1,80
Set 4 Aqualentz 88 3000 + connection kit Ø 75	1530005F	12000	2,50 x 3,90 x 1,80
Fire fighting battery 12000	1530005Z	12000	2,50 x 3,90 x 1,85

The connection kit, made of PVC Ø 63 or Ø 75, is supplied in two already assembled sections that are joined together by means of a union nut. The connection to the rest of the installation is 2" BSP (M) in the Ø 63 manifold, and 2 1/2" BSP (M) in the Ø 75 collector.

The 12000 Fire Battery includes the following elements:



- 4 x Aqualentz 88 3000
- 1 x Connection kit Ø 75
- 1 x Mechanical Level Regulator
- 1x Vertical Adapter
- 4 x Vent Mushroom
- 1 x level gauge
- 1 x Evacuation Siphon 110

In the installation it is necessary to take into account the Regulation of protection facilities against fires approved in the Royal Decree 513/2017, of May 22.














Set 4 Aqualentz 88 3000  
+ connection kit Ø 63

## UNION KITS

Model	Code	Description
	55601100	Kit for battery connection of two surface tanks. The valve outlet is 1 1/2" BSP (F).
	55600060	Kit for battery connection of each additional tank.

# ACCESSORIES

	Artículo	Código	Descripción
	Mechanical level regulator	55600140	It regulates the water supply to the tank keeping the level constant. Working pressure from 0.2 to 6 bars. Inlet diameter 1" BSP (M). More measures available, please consult.
	Vertical adapter	55600260	It allows installing the mechanical level regulator in one of the 2" plugs of the modular and rectangular models without the need to drill the tank wall.
	Vent mushroom	51600321	Ventilation mushroom valid for the entire range of diesel tanks.
	Level indicator	03400200	Universal level indicator adjustable to one of the plugs of the Aquavario and Aqualentz tanks.
	Bottom outlet 2" Polipropileno	55600250	2" BSP (M) polypropylene tank fitting. It includes EPDM gaskets and a locknut.
	Bottom outlet 2" made of brass	55600240	2" BSP (M) brass tank fitting. It includes EPDM gaskets and a locknut.
	Bottom outlet 2" INOX	03500360	2" BSP (M) INOX tank fitting. It includes EPDM gaskets and a locknut.
	Access cover 400	03300755	Access cover suitable for all tanks with a Ø 400 manhole.
	Complete plug	51600280	Valid for all Variolentz and Aqualentz models.
	2" plug'	03500499	2" BSP (F) polypropylene plug for bottom outlet.
	2" INOX plug	03500507	2" BSP (F) INOX plug for bottom outlet.



# AT 70 TANKS

Flat tanks for water storage on the surface or buried, manufactured by extrusion-blowing in polyethylene of high density, with stability and mechanical resistance incomparable.

Its reduced height, allows to reduce the depth of the excavation, facilitating its installation in soils with a high water table, or with presence of rocks.

Equipped with a Ø110 inlet and outlet hose, and with a mouth Ø 600 mm access man by means of an adjustable extension.

As an option, the tank is offered, along with a rainwater kit that influences: FT Filter, Suction Pump Float and Evacuation Siphon. Descriptions of these items are available on the pages 42 and 43.



AT  
70 2500



AT  
70 5000



AT  
70 7500

Model	Tank code	Tank code+kit	Capacity	Weight	Length x width x height
			liters	Kg	m
AT 70 2500	1540025A	1540025V	2.500	130	2,40 x 1,75 x 1,05
AT 70 5000	1540050A	1540050V	5.000	250	2,40 x 3,50 x 1,05
AT 70 7500	1540075A	1540075V	7.500	375	2,40 x 5,25 x 1,05



# AT 112 | AT 122 TANKS

Tanks for buried water storage, manufactured by extrusion-blowing in high-density polyethylene, with incomparable stability and mechanical resistance.

Equipped with a Ø110 inlet and outlet sleeve, and with a Ø 600 mm manhole.

As an option, the tank is offered with the REHC 600/580 Enhancement, together with a rainwater kit that influences: Select Filter or Sinus, Pump Suction Float, Evacuation Siphon and Slower Inlet Diffuser. The descriptions of these articles are available on pages 42 and 43.



AT  
112 5000



AT  
122 4000

Model	Code	Capacity liters	Weight Kg	Length x width x height m
AT 112 5000	15340050	5.000	190	2,30 x 2,40 x 1,60
AT 112 7500	15340075	7.500	280	2,30 x 3,60 x 1,60
AT 112 10000	15340100	10.000	380	2,30 x 4,82 x 1,60
AT 122 2000	15400018	2.000	95	1,70 x 1,22 x 1,65
AT 122 4000	15400108	4.000	165	3,18 x 1,22 x 1,65

Model	Code (with Select filtre)	Code (with Sinus Filtre)	Capacity litros	Length x width x height m
AT 112 5000 + Rainwater kits	15340051	15340052	5.000	2,30 x 2,40 x 1,90
AT 112 7500 + Rainwater kits	15340076	15340077	7.500	2,30 x 3,60 x 1,90
AT 112 10000 + Rainwater kits	15340101	15340102	10.000	2,30 x 4,82 x 1,90
AT 122 2000 + Rainwater kits	15400016	15400017	2.000	1,70 x 1,22 x 1,95
AT 122 4000 + Rainwater kits	15400106	15400107	4.000	3,18 x 1,22 x 1,95

# AT 77 | AT 119 | AT 185 TANKS

Tanks for buried water storage, manufactured by extrusion-blowing in high-density polyethylene, with incomparable stability and mechanical resistance.

Equipped with a Ø 110 inlet and outlet sleeve, and with two Ø 400 mm manholes.

Various options available for extensions (page 29) and for accessories and kits for the recovery of rainwater (pages 41-43).



AT  
77 1500



AT  
119 3000



AT  
185 8000

Model	Code	Capacity liters	Weight Kg	Length x width x height m
AT 77 500	15400060	500	27	1,70 x 0,77 x 0,73
AT 77 1000	15400070	1.000	42	1,70 x 0,77 x 1,23
AT 77 1500	15400080	1.500	64	1,70 x 0,77 x 1,66
AT 119 2000	15400090	2.000	92	1,90 x 1,19 x 1,44
AT 119 3000	15400100	3.000	120	2,70 x 1,19 x 1,44
AT 185 4000	15400010	4.000	140	2,05 x 1,85 x 1,55
AT 185 5000	15400020	5.000	160	2,43 x 1,85 x 1,55
AT 185 6000	15400026	6.000	225	3,13 x 1,85 x 1,55
AT 185 7000	15400027	7.000	250	3,50 x 1,85 x 1,55
AT 185 8000	15400030	8.000	280	4,20 x 1,85 x 1,55
AT 185 9000	15400040	9.000	300	4,58 x 1,85 x 1,55
AT 185 10000	15400050	10.000	320	4,97 x 1,85 x 1,55
AT 185 15000	15401500	15.000	510	7,52 x 1,85 x 1,55
AT 185 20000	15402000	20.000	680	10,06 x 1,85 x 1,55
AT 185 25000	15402500	25.000	850	12,60 x 1,85 x 1,55

# AT 204 TANKS

Tanks for underground storage of water, manufactured by extrusion-blowing in high-quality polyethylene. density with exclusive double wall system. Its stability and mechanical strength are incomparable, even empty.

Equipped with a Ø 110 or Ø 200 inlet and outlet sleeve (from model AT 204 12000), and with two Ø 400 mm manholes (except AT 204 5000 and 9000 that have one).

Various options available for extensions (page 29) and for accessories and kits for the recovery of rainwater (pages 41-43).



AT  
204 5000



AT  
204 16000

Model	Code	Capacity liters	Weight Kg	Length x width x height m
AT 204 5000	15400120	5.000	365	2,33 x 2,03 x 2,20
AT 204 9000	15400140	9.000	560	3,67 x 2,03 x 2,20
AT 204 12000	15400150	12.000	755	5,01 x 2,03 x 2,20
AT 204 16000	15400160	16.000	955	6,35 x 2,03 x 2,20
AT 204 19000	15400170	19.000	1.145	7,69 x 2,03 x 2,20
AT 204 22000	15400180	22.000	1.340	9,03 x 2,03 x 2,20
AT 204 27000	15400185	27.000	1.550	10,37 x 2,03 x 2,20
AT 204 30000	15400190	30.000	1.750	11,71 x 2,03 x 2,20
AT 204 34000	15400200	34.000	1.950	13,05 x 2,03 x 2,20
AT 204 38000	15400205	38.000	2.150	14,39 x 2,03 x 2,20
AT 204 40000	15400210	40.000	2.350	15,73 x 2,03 x 2,20
AT 204 45000	15400220	45.000	2.670	17,07 x 2,03 x 2,20
AT 204 49000	15400230	49.000	2.880	18,41 x 2,03 x 2,20
AT 204 52000	15400235	52.000	3.080	19,75 x 2,03 x 2,20



# USE OF RAINWATER

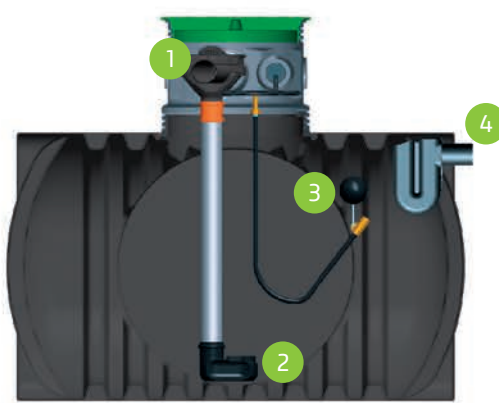
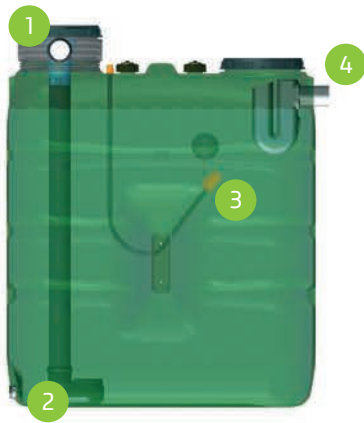
RIKUTEC offers solutions (both in aboveground and underground installation) for rainwater recovery and its subsequent use in applications where it is not necessary to use drinking water such as, for example, the irrigation of gardens, toilets, washing machines, fire networks ...

Rainwater recovery consists of collecting rainwater from a surface (usually a roof that should be kept as clean as possible) and, after filtering it, storing it in a tank. This water is subsequently distributed in a circuit independent of the drinking water network.



## Basic installation recommendations:

- Decide the surface on which you will collect the water.
- The collected water must be filtered before its storage so as to prevent the entrance of objects that can cause rot (leaves, insects, etc).
- Once filtered, the water will be stored in opaque tanks (preferably underground), equipped with:
  - An inlet device that avoids turbulence.
  - A floating suction equipment for the collection of water in the intermediate tank area, avoiding both the possible elements that may be floating and the materials that may have been deposited on the bottom.
  - An evacuation siphon (overflow) to avoid an overload in the tank.





- 1 Filter
- 2 Retarder inlet diffuser
- 3 Pump suction float
- 4 Evacuation siphon

## RAINWATER KITS








Model	Code	Riser	Filter	Retarder inlet diffuser Ø 110	Pump suction float	Evacuation siphon Ø 110
Rainwater kits	5560K280	Ø 400	Enhancement integrated	●	●	●
Rainwater kits for underground tanks AT 185	5560K281	Ø 600	Select	●	●	●
	5560KPQR	Ø 600	Sinus	●	●	●

The AT 70, AT 112 and AT 122 tanks have rainwater kits, offered together with the tank itself, consult pages 36 and 37. Descriptions of these items are available on pages 42 and 43.

## RAINWATER MANAGEMENT SYSTEMS









Article	Code	Description
 <p>Active Switch 30/50 M rainwater unit</p>	55600305	<p>Rainwater management unit consisting of a 15-liter polyethylene tank, an automatic electric pump and a three-way valve installed in the pump suction.</p> <p>Supplied as standard with a wall mounting bracket and a water level sensor with a cable of 20 m.</p> <p>Maximum flow rate: 80 l/min. Maximum lifting height: 42.2 m.</p> <p>Power: 0.75 hp Maximum network pressure: 4 bar. Maximum height, highest use point: 15 m.</p>
 <p>Aquaprof Top 40/50 rainwater unit</p>	55600405	<p>Rainwater management unit composed of an expanded polypropylene protection cover, an electronic control unit for automatic operation, a three-way automatic valve, a 12-liter polyethylene tank and an electric pump.</p> <p>Supplied as standard with a wall mounting bracket and a water level probe with a cable of 20 m.</p>

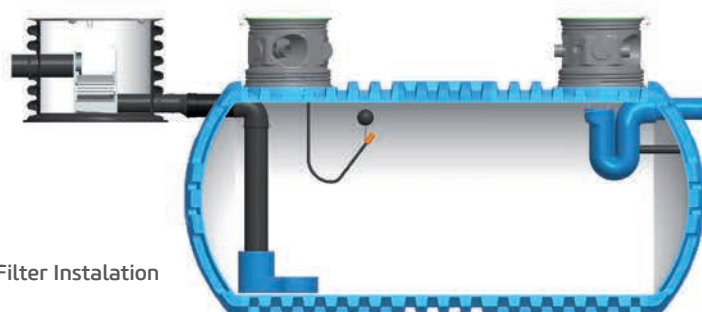
# RAINWATER ACCESSORIES

	Article	Code	Description
	Evacuation siphon 110	5560012J	Overflow made of polyethylene that guarantees the quality of the accumulated water.
	Evacuation siphon 200	5560012A	It has removable anti-rodent device. Available in diameters of 110 and 200 mm.
	Inlet diffuser 110 retarder	55600130	Accessory made of polyethylene that ensures a calm feeding avoiding the agitation of the sediments while oxygenating the water from the bottom of the tank.
	Inlet diffuser 200 retarder	5560013A	Available in diameters of 110 and 200 mm.
	Suction float	55600200	Device that ensures the suction in the lower part of the water surface avoiding floating and sedimented matter. It incorporates a filter. The suction is performed at 1". Hose length: 2.1 m
	Ø 400 riser with integrated filter	15600280	Ø 400 riser with integrated detachable horizontal filter. Suitable for all tanks with a Ø 400 manhole. For collection surfaces up to 200 m2. Inlet and outlet diameter: DN 100.
	Rainus filter	55600160	Vertical filter for downspout manufactured in ABS, in which the clean water continues through the lower outlet to the storage tank, after being filtered through a cascade system with steel mesh filters. Inlet diameter: 100 mm, and outlet: 110 mm.
	Sheet separator	55600170	Separator of sheets and other objects made of polyethylene in which clean water flows from the bottom to the collection tank. Inlet diameter: 110 mm, and outlet: 100 mm.
	Rainwater box	53610060	Inspection chamber made of polyethylene that allows the connection in a single point of all rainwater downpipes. It has a high inlet and three lower outlets.



# RAINWATER ACCESSORIES

	Article	Code	Description
	Select filter	55600181	Horizontal filter made of polyethylene with steel mesh, designed for its integrated installation in a REHC 600/580 riser. For collection surfaces up to 200 m2. Inlet and outlet diameter: DN 100.
	Sinus filter	55600180	Horizontal filter made of polyethylene with steel mesh, designed for its integrated installation in a REHC 600/580 riser. For collection surfaces up to 200 m2. Inlet and outlet diameter: DN 100.
	REHC riser 600/500	53620080	Riser made of polyethylene that facilitates access to equipment, while allowing the installation of a filter inside.Adaptable to all tanks with Ø 600 mouth option. Diameter: 600mm. Height: 580mm
	Access cover 400	53620100	Access cover valid for extensions REHC 600/580 and REHC 600/250
	VF1 filter	55600190	Filter made of high-filtrating polyethylene by means of a cascade system with a steel mesh. For collection surfaces up to 390 m2. Inlet and outlet diameter: DN 100.
	VF2 filter	55600191	Rainwater filter for its installation in a concrete well (not supplied) with a two-level cleaning system. For collection surfaces up to 1.350 m2.
	VF6 filter	55600192	Rainwater filter for its installation in a concrete well (not supplied) with a two-level cleaning system. For collection surfaces up to 2.430 m2.
	VF12 filter	55600194	Rainwater filter for its installation in a concrete well (not supplied) with a two-level cleaning system. For collection surfaces up to 3.930 m2.



Example for the VF2 Filter Instalation



# Gasoil



The storage of fuels, oils, lubricants and other products is necessary in different sectors of human activity:

- Heating and domestic hot water.
- Vehicles and machinery in agriculture, civil works and mining.
- Fleets of vehicles and industrial vehicles.
- Power supply of generators.

The diesel range developed by **RIKUTEC** offers solutions specifically adapted to each of these sectors, complying with the strictest regulatory controls for both the interior and exterior of buildings, with the highest safety and being respectful with the environment.



# CONFORT XT



Tanks for diesel storage with a built-in basin.

The **Confort XT** tanks are composed of a self-supporting inner tank and an outer enclosure that functions as a retention basin, complying with the installation regulations without the need for an additional work tray or basin. The outer enclosure, made of high density polyethylene, is welded and guarantees the total tightness of the installation.

All **Confort XT** models consist of:

- A single Eurolentz tank according to the EN 13341:2005+A1:2011 regulation which has the CE marking.
- A retention basin with a capacity equal to or greater than that of the inner single tank and which would serve to retain the product contained in the inner tank in case of leaks.



**CONFORT XT**  
75 1000



**CONFORT XT**  
75 1500



**CONFORT XT**  
78 2000

Model	Code	Capacity liters	Weight Kg	Length x width x height m
Confort XT 69 700	14100020	700	52	1,28 x 0,69 x 1,26
Confort XT 69 1000	14200030	1.000	72	1,28 x 0,69 x 1,83
Confort XT 75 1000	14200020	1.000	66	1,74 x 0,75 x 1,31
Confort XT 75 1500	14300010	1.500	98	1,74 x 0,75 x 1,80
Confort XT 78 2000	14400010	2.000	148	2,29 x 0,78 x 1,81

### Lighter and stronger

The Confort XT tanks are lighter than metal tanks but with greater impact resistance, and thanks to their advanced design they do not need metal reinforcements.

They are easier to transport, store and install.

They have no risk of corrosion, even when they are installed outside buildings.



### Outdoor installation

The Confort XT tanks can be installed outside buildings, since the enclosure is pigmented in green with a special treatment against U.V., which makes it resistant to prolonged exposure to solar radiation.

Thanks to their green color they integrate perfectly into the environment.



### Pass through narrow doors (width 69 cm)

The Confort XT 69 models are designed to pass through narrow doors with a minimum width of 70 cm. They are perfect for the rehabilitation of old facilities



### Battery installation

The Confort XT tanks allow a simple and flexible battery installation with the RIKUTEC junction kit, which allows them to adapt to all storage needs and space availability



### Level indicator | Alarm

All Confort XT tanks have a built-in level indicator, as well as an alarm that appears in red in case of detecting the presence of diesel in the holding basin or tank.



### Fire resistance

The Confort XT models have passed the fire resistance tests according to NF XP M 88-561, obtaining the certification of the MPA laboratories.



# VARIOLENTZ | EUROLENTZ



## Tanks for diesel storage.

The **Variolentz** and **Eurolentz** diesel storage tanks, manufactured by blown extrusion with high-density polyethylene, comply with the EN 13341:2005+A1:2011 regulation and have the CE marking.

The one-piece design without welds, as well as the reinforced structure (no metal reinforcements needed), provide the **Variolentz** and **Eurolentz** tanks with a great stability and impact resistance, which guarantees a long service life with no maintenance.

The wide range of models from 500 to 2,500 liters of capacity, allows them to adapt to any need:




- Modular tanks such as the **Variolentz** of 500, 700 and 1,000 liters for small spaces.
- Narrow models such as the **Eurolentz 69**, so they can pass through narrow doors.
- Battery installations for large storage capacities.



Model	Code	Capacity litros	Weight Kg	Length x width x height m
Variolentz 78 500	11000010	500	21	0,78 x 0,78 x 1,10
Variolentz 78 700	11100010	700	28	0,78 x 0,78 x 1,49
Variolentz 78 1000	11200030	1.000	40	0,78 x 0,78 x 2,00
Eurolentz 66 700	11100020	700	27	1,19 x 0,66 x 1,24
Eurolentz 66 1000	11200020	1.000	39	1,19 x 0,66 x 1,81
Eurolentz 72 1000	11200010	1.000	36	1,65 x 0,72 x 1,26
Eurolentz 72 1500	11300010	1.500	47	1,65 x 0,72 x 1,75
Eurolentz 72 2000	11400010	2.000	81	2,18 x 0,72 x 1,78
Eurolentz 88 2500	11500010	2.500	97	2,17 x 0,88 x 1,73



# UREA | AdBlue

Article	Code	Description
Urea supply unit by gravity - 500	1560001U	<p>Urea supply unit   AdBlue composed of:</p> <ul style="list-style-type: none"> <li>- Aquavario 78 500 tank with lower outlet in polypropylene.</li> <li>- 2" PVC ball valve.</li> <li>- Three meters of hose with connections.</li> <li>- Manual nozzle</li> </ul>
		
Urea supply unit by gravity - 3000	1530005U	<p>Urea supply unit   AdBlue composed of:</p> <ul style="list-style-type: none"> <li>- Aqualentz 88 3000 deposit.</li> <li>- Solura-230 alternating current pump. Flow rate 30 l/min.</li> <li>- Support made of polyethylene to install the pump in one of the plugs. Through the support you can fill the tank.</li> <li>- Five meters of hose (for supply and suction connection with the pump), with all the necessary connection accessories.</li> <li>- Suction set with coupling with quick connector CSC. Suction tube length: 2 m.</li> <li>- Automatic nozzle for urea supply made of polypropylene and stainless.</li> <li>- Digital counter with positionable display.</li> </ul>
		
Urea Pump Kit for tanks Aquavario and Aqualentz	17700100	<p>Urea supply kit composed of:</p> <ul style="list-style-type: none"> <li>- Solura-230 alternating current pump. Flow rate 30 l/min.</li> <li>- Support made of polyethylene to install the pump in one of the plugs. Through the support you can fill the tank.</li> <li>- Five meters of hose (for supply and suction connection with the pump), with all the necessary connection accessories.</li> <li>- Suction set with coupling with quick connector CSC. Suction tube length: 2 m.</li> <li>- Automatic nozzle for urea supply made of polypropylene and stainless.</li> </ul>
		

# EXPORT TANKS | RIKUTEC 115

The **RIKUTEC 115** is the latest product developed by the **RIKUTEC** group for the export market. Its design, with the top of the tank being removable, saves space during the transport.

They are manufactured only with high-density polyethylene by blown extrusion, with no metal components, which guarantees a high resistance (without risk of corrosion) and an easy installation.

The versatility of the **RIKUTEC 115** tanks makes them suitable for the most diverse applications in both water management and wastewater treatment facilities:

- Water storage.
- Use of rainwater.
- Septic tanks and Epurbloc.
- Grease separators.
- Wastewater treatment micro-stations.



As one tank is placed inside another, up to 6 tanks of 3400/2200 liters can be stacked on a pallet, making it possible to transport up to 42 tanks in a 40-foot container instead of 4 tanks of 3,400 liters.

Container size	40' HC	40' HC	40'	40'
Volume	3400 l	2200 l	3400 l	2200 l
Quantity	42	60	28	40



There are only three simple steps to follow:

- 1.- Choose the tank.
- 2.- Choose the equipment according to the application.
- 3.- Choose the necessary accessories.



Model	Capacity liters	Length x width x height mm
115 2200	2.200	2098 x 1170 x 2220
115 3400	3.400	2918 x 1170 x 2220

# AT 115

Tanks for underground water storage suitable for the most diverse applications, including the use of rainwater.

Model	Capacity litros	Weight kg	Length x width x height m
AT 115 3400	3.400	180	2,90 x 1,15 x 2,60



# EPURBLOC 115

Digester settling tanks that include an integrated prefilter filled with plastic filtering material into the outlet device. Also available in septic tank version without prefilter.

The Epubloc 115 comply with the UNE-EN 12566 part 1 standard.

Model	Capacity liters	Weight kg	Length x width x height m
Epubloc 115 2200	2.200	120	2,10 x 1,15 x 1,91
Epubloc 115 3400	3.400	140	2,90 x 1,15 x 1,91



# SG 115

Grease separators intended for the removal of grease, detergents and foam from water from kitchens, dishwashers, washing machines, etc. The 115 Grease Separators comply with the UNE-EN 1825-1 Standard.

Model	Capacity liters	Weight kg	Length x width x height m
SG 115 2200	2.200	120	2,10 x 1,15 x 1,91
SG 115 3400	3.400	140	2,90 x 1,15 x 1,91



# ACTICLEVER 115

The Acticlever is a small active sludge station for the urban wastewater treatment based on SBR technology. The Acticlever range complies with the Standard UNE-EN 12566 part 3.

Model	Population Equivalent	Capacity liters	Weight kg	Length x width x height m
Acticlever 115 3400	10	3.400	190	2,90 x 1,15 x 2,08





# INSTALLATION EXAMPLES





# INSTALLATION EXAMPLES





# MANUFACTURING PROCESS

The RIKUTEC group is a specialist in the manufacture of all types of products by blown extrusion, being a worldwide reference in the manufacture of the blown extrusion machines themselves.

This manufacturing technique gives polyethylene excellent physical characteristics for the manufacture of hollow bodies such as tanks, presenting the following advantages over other manufacturing processes:

1. - Tightness and impermeability, being manufactured in one piece without welding, gaskets, or joints.
2. - Durability, unalterable in time even exposed to UV radiation and high temperatures.
3. - Resistance to impacts and corrosion (interior and exterior).
4. - Lightness. Parts easy to handle, transport and store.



In addition to these characteristics common to the blown extrusion technique, RIKUTEC has blown co-extrusion technology in several layers, which allows separating the extrusion process of each layer, so that the most appropriate material can be used for each one of them, as polyethylene of different colors, properties or characteristics; even in the case of asymmetric parts, giving the product efficient mechanical characteristics and an optimal surface finish.



**WORLD MARKET LEADER**  
for large discontinuous Blow Molding Technology



**40 YEARS EXPERIENCE**  
in Blow Molding



**MULTI LAYER COEX SYSTEM**  
patented by Rikutec



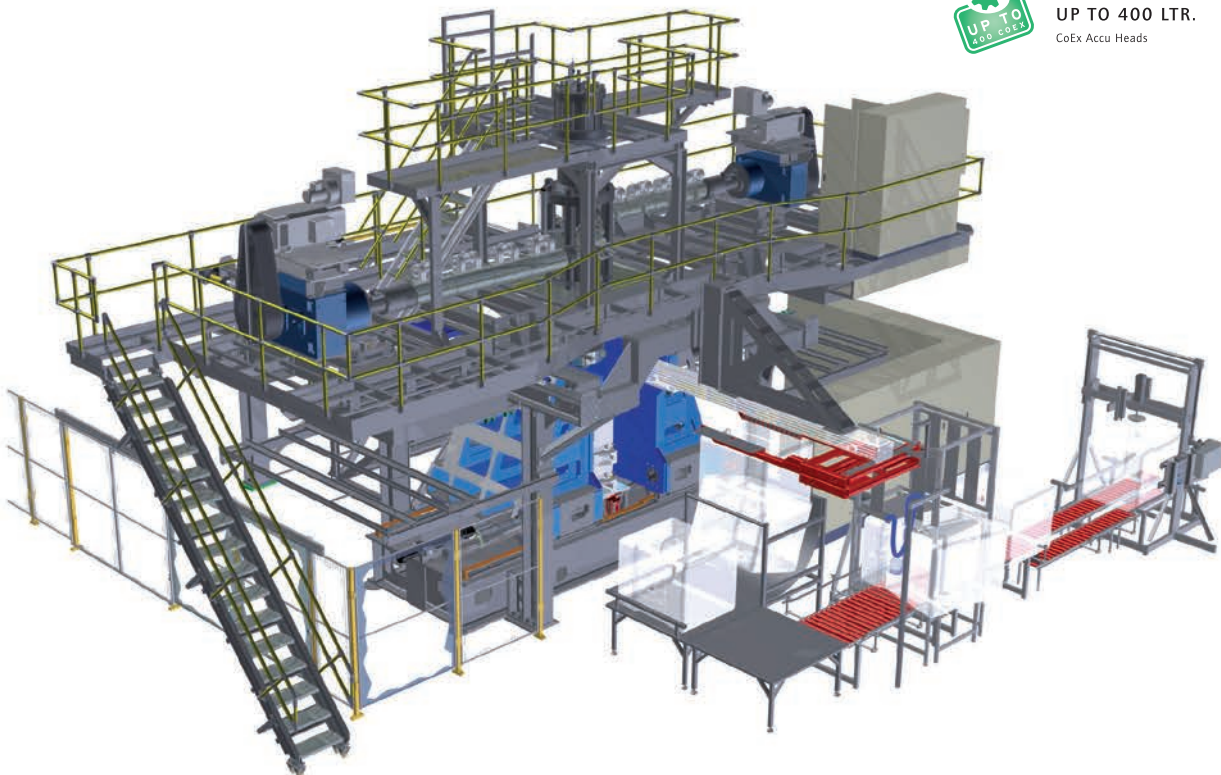
**MULTI LAYER BIEX SYSTEM**  
patented by Rikutec



**UP TO 10.000 LTR.**  
product volume



**UP TO 400 LTR.**  
CoEx Accu Heads





# GENERAL CONDITIONS OF SALE

Any commercial relationship between RIKUTEC Group and its customers will be governed by the following General Conditions of Sale, which will be understood as accepted by the buyer at the time of placing the order.

These General Conditions of Sale constitute the total agreement between the parties referring to the products. Any modification must be made in writing and signed by a duly authorized representative of each of the parties.

Our Conditions of Sale are addressed exclusively to the recipient and contain confidential information. RIKUTEC Group reserves the right to cancel these conditions of sale, leaving our company the possibility of preparing new ones, if deemed appropriate.

## **BROCHURES, CATALOGS AND PUBLICATIONS**

All technical data, indications, photographs, or other information provided in our brochures and publications are for guidance only, and we reserve the right to modify them without prior notice. These modifications will be communicated to our customers by the most efficient and quickest means possible and, in case this communication were not transmitted, our company is exempt from all responsibility.

## **PRICES, OFFERS AND ORDERS**

La presente tarifa de precios venta público entra en vigor a partir del 17 enero de 2022, anulando cualquier tarifa previa anteriormente vigente.

This public sale price list is effective as of January 17, 2022, canceling any previous price list or rate previously in force.

If, for any reason, there are significant modifications or fluctuations in the purchase prices, RIKUTEC reserves the right to modify the sale prices of this price list without prior notice. The prices included in this price list do not include VAT or transport.

All taxes currently in force, and those that could be taxed in the future, will be borne by the buyer.

Any condition consigned by the buyer in the order that does not conform to this price list or to the general conditions of sale, will be considered void, except for our explicit agreement, which should be recorded in writing.

## **DELIVERY TIMES AND FORMS**

The responsibility of RIKUTEC Group with respect to the transport of the products is linked to the delivery conditions previously agreed between both parties so that any impairment or deterioration of the same, not covered under these conditions, will be judged by us, and we will either assume them as a goodwill gesture or reject them. The fact that we hire the transport of the products on behalf of the client will not imply in any case the acceptance of the risks of the same by us.

The delivery times notified in our order confirmations or by our staff will be only indicative, so any delay in the delivery caused by causes beyond our control or due to a force majeure (transport strikes, weather phenomena, accidents, industrial breakdowns, ...) will not constitute a reason for the buyer to claim neither will them be a just cause to cancel the order.

## **CLAIMS**

The justified claims of possible anomalies regarding the material will be attended by our company based on the following criteria: Obvious damage: Claims for this type of damage will not be accepted without being detailed when signing the delivery note of the material.

Non-obvious damage: It will be made in writing to our plant in Lantarón, within 48 hours, as long as the signature appears on the delivery note and the "pending review" note is written in the same.

## **CANCELLATION OF ORDERS**

RIKUTEC Group reserves the right to cancel pending delivery orders in case the buyer does not fully or partially comply with the previous contracts.

Accepted orders cannot be cancelled once the corresponding transport service has been contracted.

In the case of materials with a special manufacturing procedure, the order cannot be canceled once the production order has been issued.

## **RETURNS**

Any return of material that has not been expressly authorized in writing by RIKUTEC Group will not be accepted.

Any return of material will entail the obligation to present a copy of the original invoices and/or delivery notes.

A maximum period of 3 months is established from the date of supply of the merchandise to request a return, which must be authorized by RIKUTEC Group. After this period, no refund will be accepted.

In no case will the return of discontinued or out-of-range material be admitted and that was expressly requested by the client.

Any return will accrue in a deduction in the amount of a minimum of the 10 % for the reception, inspection and demerit expenses. In addition, the return transport of the material to our RIKUTEC Group facilities will be borne by the buyer.

## **PAYMENT CONDITIONS**

The payment of the invoices issued and sent to the buyer must be paid in the terms and forms previously agreed with RIKUTEC Group and they will always be in accordance with the legislation in force in the German territory.

If, upon the receipt of an order request, there are facts or circumstances that lead us to believe that the buyer could breach his/her payment obligation, our company reserves the right to suspend the shipment of the requested products and to request that they be paid in advance.

On the other hand, after the agreed due date for the payment of the invoices, and in case of a breach of contract, RIKUTEC Group will be authorized to increase the corresponding financial interests.

If a situation of non-payment or delinquency is incurred, the buyer will lose the right to receive any bonus granted for special discounts, credits, etc. granted on the prices of the present price list.

## **APPLICABLE LAW AND JURISDICTION**

These General Conditions of Sale will be governed by the German law. Unless the expressly prohibited by Law, for the resolution of all litigious issues arising from these General Conditions of Sale and the Particular Conditions or in the acquisition of the products, or related to the breach, interpretation, resolution or validity of any provision, the parties, by mutual agreement, submit to the code of laws and jurisdiction of the Judges and Courts.

## **GUARANTEE**

All our products have a guarantee to cover possible manufacturing defects.

Any notice or notification of defects must be made immediately and in writing to our Commercial Department, Customer Service in Germany, sending at the same time, if possible, the guarantee certificate.

For this guarantee to be fulfilled, the product must be properly installed, according to the attached instructions and current regulations. In addition, all the conditions described in the corresponding Guarantee Certificate must be met, and may never be uninstalled without the express authorization of the technical staff of RIKUTEC Group.

In the cases of guarantee obligation by our company, it will be at our discretion to fulfill the guarantee commitment in the agreed way (compensation, replacement benefit, repair, etc.).

## **FORCE MAJEURE**

Any case of force majeure, such as fire, flood, accident, strike, lockout, forced stoppages of plants due to breakdown or lack of supplies, acts of government, absence of raw materials, or any fact that escapes the reasonable control of the affected party, will release the of its obligations under this offer proposal of supply, to the extent and for the duration of the force majeure. The part that suffers force majeure will do everything possible so that its effects and duration are the minimum possible.

# Service - we are here to help you!

## RIKUTEC FRANCE

107 rue de Phalsbourg  
67320 Drulingen | France  
T +33 3 8801 6800  
F +33 3 8801 6060  
info@rikutec.fr  
www.rikutec.fr

## RIKUTEC AMERICA

Rikutec Group  
371 Douglas Rd.  
Whitinsville MA, 01588 USA  
T +1 508-234-7300  
F +1 508-234-7337  
sales@rikutec.com

## RIKUTEC GERMANY

Graf-Zeppelin-Straße 1-5  
57610 Altenkirchen | Germany  
T +49 2681 95 46 - 0  
F +49 2681 95 46 - 33  
info@rikutec.de  
www.rikutec.de

## RIKUTEC IBERIA

Polig. Industrial de Lantarón,  
Parcelas 15-16, 01213 COMUNIÓN - ÁLAVA | Spain  
T +34 945 332 100  
F +34 945 332 286  
info@rikutec.es  
www.rikutec.es

## RIKUTEC ASIA

Rm 1005, ACE TWIN - Tower 1 CHA  
285, Digital-Ro - Guro-gu Seoul, 08381 | Korea  
T +82 2761 2760  
F +82 2761 2759  
info@rikutec.asia  
www.rikutec.asia

## RIKUTEC Group

Rhöndorfer Str. 85  
53604 Bad Honnef | Germany  
T +49 2681 95 46 - 0  
F +49 2681 95 46 - 33  
info@rikutec.de  
www.rikutec.de



Asociación Española  
de Empresas del Sector  
del Agua



Asociación Española de  
Industriales de Plásticos



**AIMPLAS**  
PLASTICS TECHNOLOGY  
CENTRE  
MEMBER COMPANY

